

# STORM

DESIGNED BY ÉMILIE CATHELINÉAU

Lumière dirigée pour cette réinterprétation de la lampe tempête. La suspension et la lampe *Storm* affichent des lignes épurées, en toute intimité.



A reinterpretation of a storm made by light. The *Storm* pendant and lamp show off delicate and refined lines.





Suspension – Pendant Storm SG

© CVL

**Finitions  
Finishes**

[Nuancier – Finish options](#)

|  |   |   |   |   |
|--|---|---|---|---|
|  Laiton satiné<br>SB Satin brass  |  Graphite satiné<br>SG Satin graphite  |  Nickel satiné<br>SN Satin nickel  |  Cuivre satiné<br>SC Satin copper  |  Bronze<br>BZ Bronze |
|  Laiton poli<br>PB Polished brass |  Graphite poli<br>PG Polished graphite |  Nickel poli<br>PN Polished nickel |  Cuivre poli<br>PC Polished copper |   |

**Matériaux  
Materials**

|   |   |   |
|---|---|---|
| <b>Tous – All</b><br>Laiton massif<br>Solid Brass | <b>Tous sauf suspension – All except pendant</b><br>Diffuseur polycarbonate blanc<br>White Polycarbonate diffuser | <b>Suspension – Pendant</b><br>Câble métallique gainé<br>Sheathed metal cable |
|---|---|---|

*La longueur standard des câbles est de 2 mètres  
mais elle peut être diminuée à l'installation.  
The standard height of the cables is 2 meters (78.7")  
but can be adjusted to less during installation.*

**Source  
Lamping**

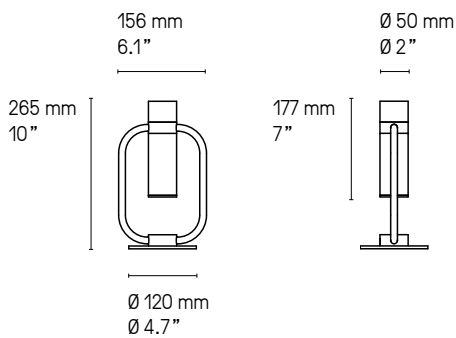
*Valeurs nominales  
Nominal values*

|                                    |         |        |     |  |
|------------------------------------|---------|--------|-----|--|
| <b>Suspension – Pendant</b>        |         |        |     |  |
| LED intégrée                       | 550 lm  | 2700°K | 8W  | Alimentation intégrée dans le pavillon       |
| Integrated LED                     | 550 lm  | 2700°K | 8W  | Int. power supply included in canopy         |
|                                    |         |        |     | Variable (phase cut)<br>Dimmable (phase cut) |
| <b>Applique – Wall lamp</b>        |         |        |     |  |
| LED intégrée                       | 480 lm  | 2700°K | 7W  | Alim. intégrée                               |
| Integrated LED                     | 480 lm  | 2700°K | 7W  | Internal power supply                        |
| <b>Lampe de table – Table lamp</b> |         |        |     |  |
| LED intégrée                       | 480 lm  | 2700°K | 5W  | Alim. intégrée sur la prise                  |
| Integrated LED                     | 480 lm  | 2700°K | 5W  | Plug-in power supply                         |
|                                    |         |        |     | Interrupteur sur câble<br>Cable switch       |
| <b>Lampadaire – Floor lamp</b>     |         |        |     |  |
| LED intégrée                       | 1440 lm | 2700°K | 10W | Alim. intégrée sur la prise                  |
| Integrated LED                     | 1440 lm | 2700°K | 10W | Plug-in power supply                         |
|                                    |         |        |     | Interrupteur à pied<br>Foot operated switch  |

**Designer**

Émilie Cathelineau

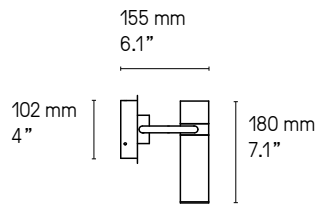
**Lampe de table – Table lamp**



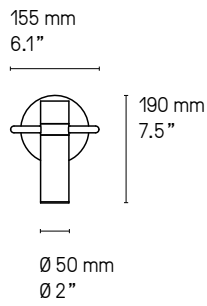
Lampe de table – Table lamp Storm SB

© CVL

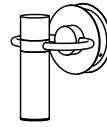
## Applique – Wall light



Retrouvez les variantes salle de bain (IP44) de ces modèles p.281  
You will find the bathroom variants (IP44) of these designs p.281


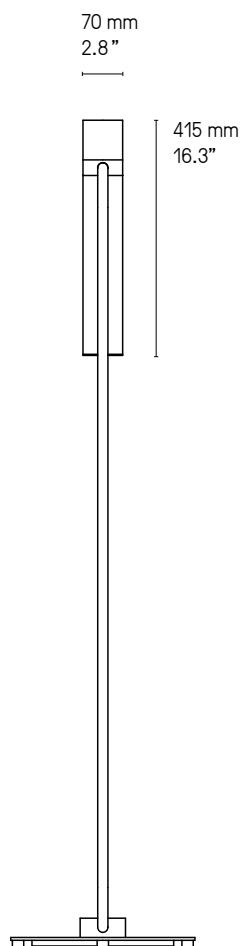
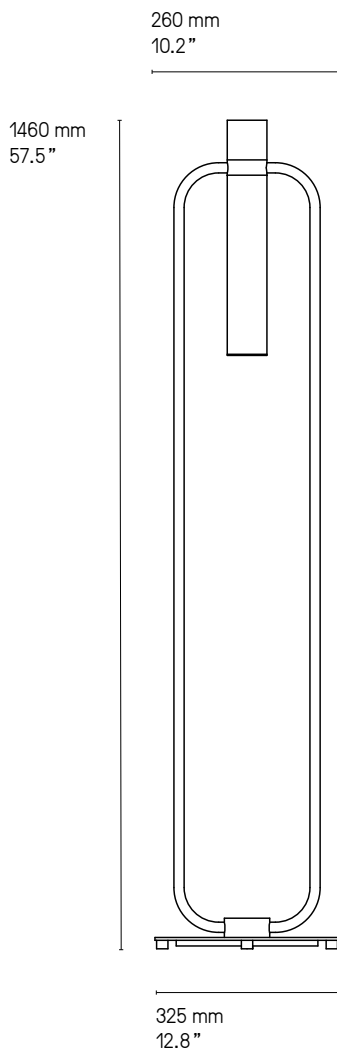


**US Version**  
fitted plate to cover  
outlet power box



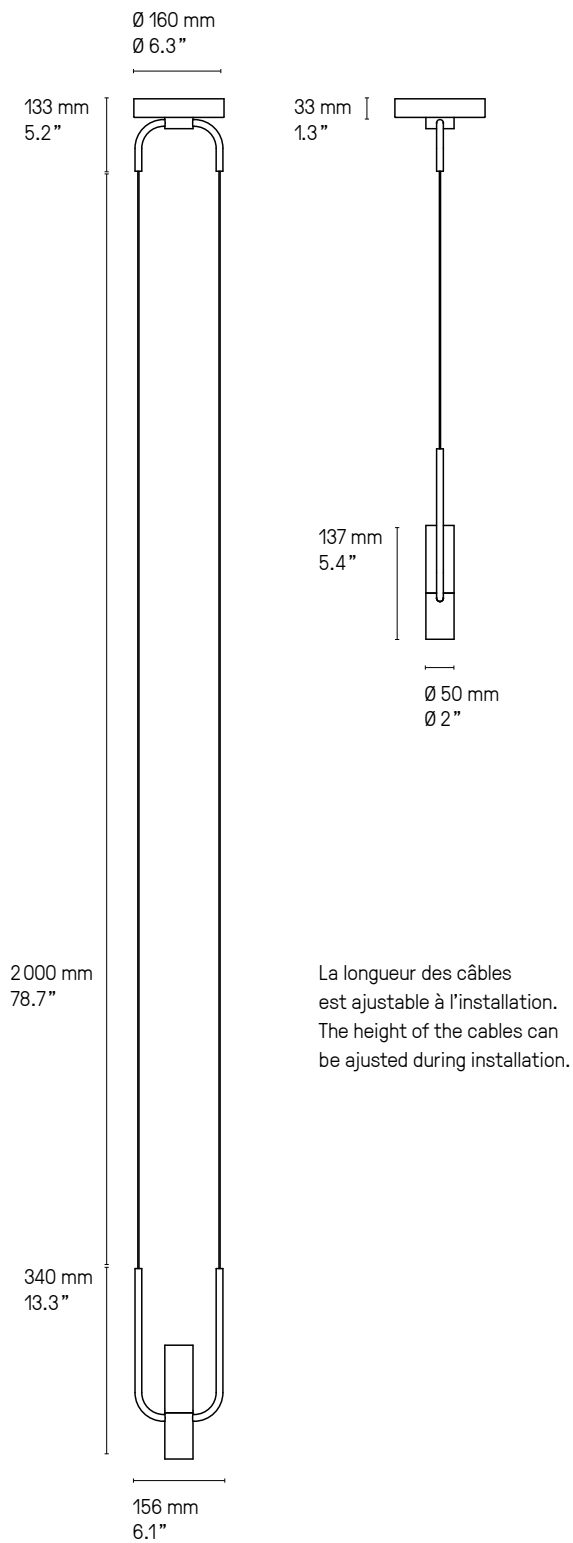
Applique – Wall light  
Storm SB

## Lampadaire – Floor lamp



Lampadaire – Floor lamp  
Storm SB

## Suspension – Pendant



Suspension – Pendant  
Storm SB

Suspension – Pendant  
Storm SG





Suspension – Pendant Storm SB

© CVL

## NUANCIER - FINISH OPTIONS 2026



### LAITON - BRASS

- |                                    |   |                                     |                                     |                       |
|------------------------------------|---|-------------------------------------|-------------------------------------|-----------------------|
| ① Laiton satiné<br>SB Satin brass  | ② Graphite satiné<br>SG Satin graphite  | ③ Nickel satiné<br>SN Satin nickel  | ④ Cuivre satiné<br>SC Satin copper  | ⑨ Bronze<br>BZ Bronze |
| ⑤ Laiton poli<br>PB Polished brass | ⑥ Graphite poli<br>PG Polished graphite | ⑦ Nickel poli<br>PN Polished nickel | ⑧ Cuivre poli<br>PC Polished copper |                       |

### ABAT-JOURS - LAMPSHADES




### AUTRES - OTHERS



### VERRERIE - GLASS



### CÂBLES - CABLES



TEL. +33 (0) 2 41 32 67 54 EMAIL : CONTACT@CVL-LUMINAIRES.FR

**WWW.CVL-LUMINAIRES.FR**